



Name of Project: "Tea & Honey" Random Act of Kindness

Chapter Submitted: Hutchinson Area

Programming Area: Community Connections

Type of Project: Random Act of Kindness

Project Goal: A little gift to share at various occasions to put a smile on someone's face, or a good make-and-take project at a chapter meeting.

Planning Steps: Supply List to make one:

- 6 x 6 patterned paper
- Small spoons (dollar store)
- Pkg of tea
- Sticker or saying
- Pkg of Honey
- Little Treat bag
- Tape

Note: the ways to decorate are endless.




- Project Details:**
1. Fold the 6 x 6 paper diagonally
 2. Fold the two sides into the edges
 3. Fold down the top flap
 4. Place honey, tea, and a spoon in the pocket
 5. Complete with a little message or label on the front
 6. Place in the little treat bag and put a label with your chapter name and/or logo on the back




Ways to Promote: You can promote this project in many different ways, depending on how you use them.

Key Takeaways: These can be used in many different ways.

- By adding a label with your chapter name on the back, you can use it as a marketing tool.
- They could be a make-and-take project at an event
- This could be a little project before a chapter meeting




Fold paper diagonally



Fold in the left side



Fold in the right side (may secure with tape)



Fold down the top flap to make a pocket